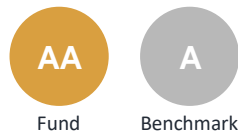


Bæredygtig profil

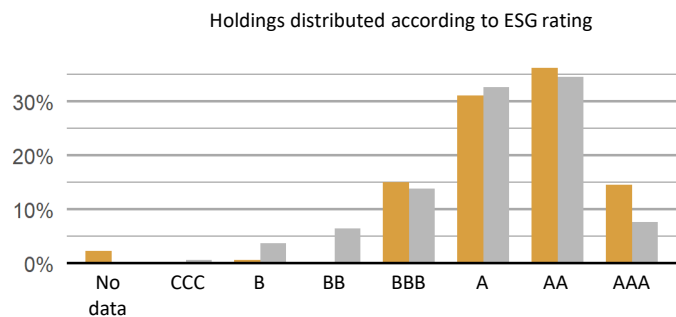
Jyske Invest Equities Low Volatility CL

ESG risk assessment

MSCI ESG RATING

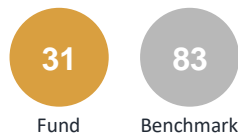


The ESG rating measures the resilience of the fund companies to environment, social and governance risks. The size of the risks assumed by the companies as well as their risk-handling ability are measured. The ESG rating is allocated to the individual company on the basis of general and sector-specific conditions. The least resilient company in a sector will be allocated a CCC rating and the most resilient company will be allocated a AAA rating.



CO₂ emission

CO₂ emission



Tonnes CO₂ emission in relation to USD 1 million invested in the companies' shares or corporate bonds¹

63% lower CO₂ emission relative to benchmark

A DKK 100,000 investment in the fund corresponds to the CO₂ emission of²:



4.245 km in a passenger car
This is 7.245 km below the benchmark



42 days' consumption of a Danish household
This is 71 days' consumption below the benchmark

The companies' total emission of greenhouse gases has been converted into CO₂ units and distributed on all owners of shares and corporate bonds. CO₂ data is available for 100% of the fund's holdings and for 100% of the benchmark holdings.

¹Source: MSCI ESG data for companies in fund and benchmark. Data is as of April 28, 2023.

²Source: Statistics Denmark, avg. CO₂ emission for new-registered cars in H1 2021 and average CO₂ emission per household in 2021.

External partners and data sources

Signatory of:



A proud participant of:



Active ownership

It pays off to influence company behaviour

Jyske Invest Fund Management A/S cooperates globally with 60 other professional investors³ with total assets under management of more than DKK 15,000 billion in order to influence companies in cases where international norms and standards are deviated from.



97 active cases at the end of 2022

- Environmental issues: **14**
- Human rights: **49**
- Labour rights: **12**
- Business ethics: **22**

8 cases were solved during 2022

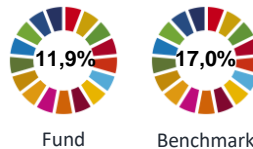
- Environmental issues: **1**
- Human rights: **4**
- Labour rights: **0**
- Business ethics: **3**

The calculation is made across all Jyske Invest Fund Management A/S funds.

Active ownership is part of 'Policy for Responsible Investment'. Further information is available at www.jyskeinvest.com.

UN Sustainable Development Goals

Proportion of revenue relating to the UN Sustainable Development Goals⁴



The contribution is measured as the average proportion of the revenue generated by companies included in the fund that contributes to a realisation of the UN Sustainable Development Goals.

Basic needs

Contribution 9,2%



Less inequality

Contribution 0,2%



Natural resources

Contribution 0,4%



Climate changes

Contribution 2,1%



³Source: This takes place via a cooperation agreement with Sustainalytics.

⁴Source: MSCI ESG data for companies in fund and benchmark. Data is as of April 28, 2023.

Important information

Sustainability profile is general information. Before investing, we recommend that you read the most recent Key Investor Information and Prospectus, which are available at jyskeinvest.com. Information in this text should not be regarded as investment advice, and before deciding whether or not to buy investment certificates, you should contact an investment adviser who can advise you with due regard to your individual circumstances. All rights to the data shown belong to Jyske Invest Fund Management A/S, unless otherwise stated or agreed. The material is based on information which Jyske Invest Fund Management A/S finds reliable - but Jyske Invest Fund Management A/S does not assume any responsibility for the correctness of the material.

Certain information © 2020 MSCI ESG Research LLC. Reproduced by permission.

Although Jyske Bank's information providers, including without limitation, MSCI ESG Research LLC and its affiliates (the "ESG Parties"), obtain information (the "Information") from sources they consider reliable, none of the ESG Parties warrants or guarantees the originality, accuracy and/or completeness, of any data herein and expressly disclaim all express or implied warranties, including those of merchantability and fitness for a particular purpose. The Information may only be used for your internal use, may not be reproduced or disseminated in any form and may not be used as a basis for, or a component of, any financial instruments or products or indices. Further, none of the Information can in and of itself be used to determine which securities to buy or sell or when to buy or sell them. None of the ESG Parties shall have any liability for any errors or omissions in connection with any data herein, or any liability for any direct, indirect, special, punitive, consequential or any other damages (including lost profits) even if notified of the possibility of such damages.